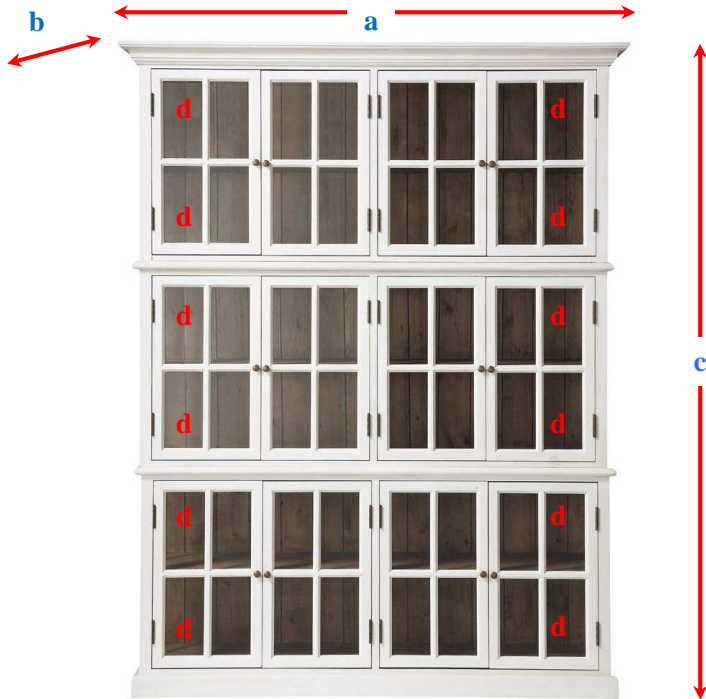
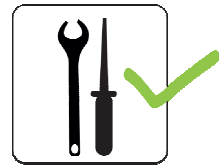


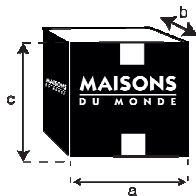
SOLOGNE

111 188



a = 168 cm
b = 46 cm
c = 216,5 cm

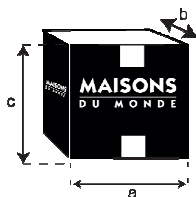
d 72 x 36,5 x 30 cm



X 1

a = 165 cm
b = 47 cm
c = 81 cm

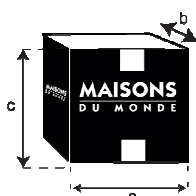
= 48 Kg



X 1

a = 163 cm
b = 48 cm
c = 73 cm

= 43 Kg



X 1

a = 174 cm
b = 51 cm
c = 78 cm

= 48 Kg