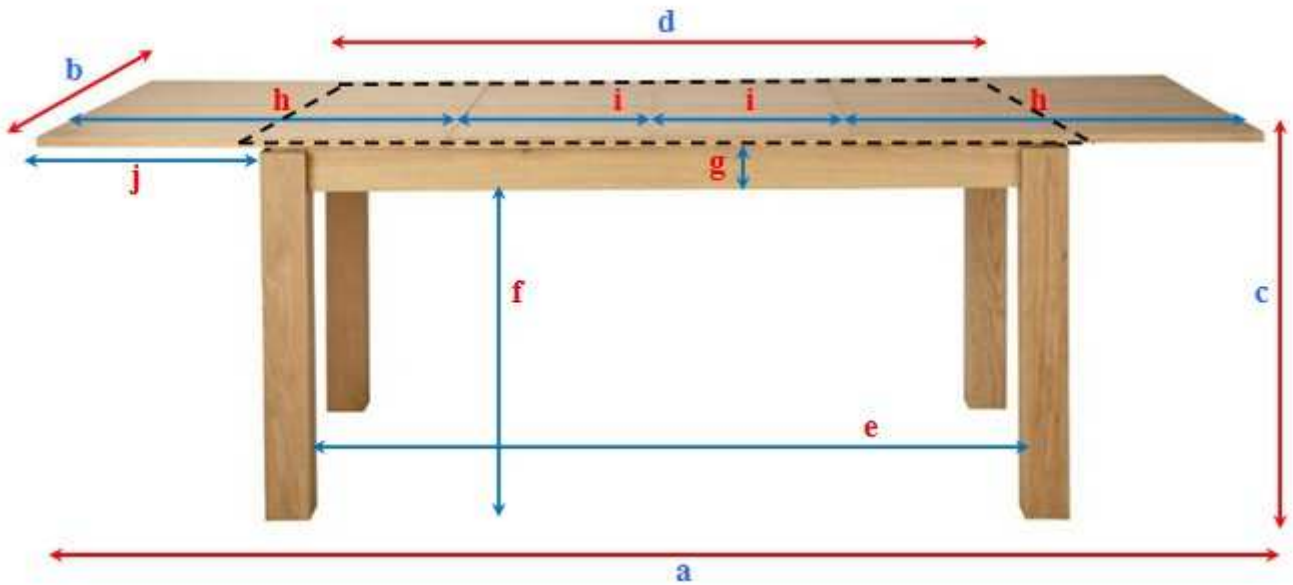
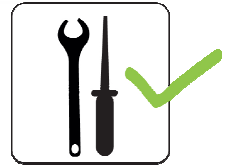
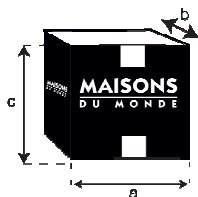


DANUBE

129 850



a = 240 cm	d = 160 cm	g = 9 cm
b = 90 cm	e = 142 cm	h = 80 cm
c = 78,5 cm	f = 67 cm	i = 40 cm
		j = 40 cm



X 1

a = 165 cm
b = 97 cm
c = 15 cm

= 68 Kg