

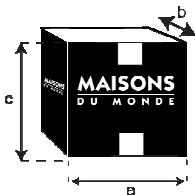
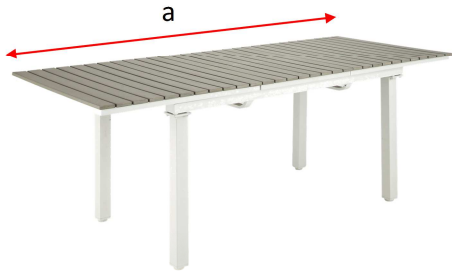


ESCALE

147232



a = 157 / 212 cm
 b = 90 cm
 c = 76 cm
 d = 67 cm
 e = 126 cm



X 1

a = 160 cm
 b = 97 cm
 c = 20 cm

= 46 Kg